

SUPREME COURT OF THE UNITED STATES

SUMMARY STATEMENT RELATING APPROPRIATION ESTIMATES TO THE CURRENT APPROPRIATION

Fiscal Year 2025 Appropriation			\$ 153,209,000
			</

**SUPREME COURT OF THE UNITED STATES
SALARIES AND EXPENSES
SUMMARY STATEMENT OF ACCOUNT REQUIREMENTS**

	Mandatory	Discretionary	Total
Fiscal Year 2025 Assumed Appropriation	3,198,000	129,323,000	132,521,000
Fiscal Year 2026 Requested Appropriation	3,231,000	163,127,000	166,358,000
Requested Increase from Fiscal Year 2025 Appropriation	33,000	33,804,000	33,837,000

**SUPREME COURT OF THE UNITED STATES
SALARIES AND EXPENSES**

For expenses necessary for the operation of the Supreme Court, as required by law, excluding care of the building and grounds, including purchase and hire of passenger motor vehicles as authorized by 31 U.S.C. 1343 and 1344; and for the procurement of security workspace; not to exceed \$10,000 for official reception and representation expenses; and for miscellaneous expenses, to be expended as the Chief Justice may approve, [\$129,323,000]*\$163,127,000* , of which [\$1,500,000]\$28,314,000 shall remain available until expended.

In addition, there are appropriated such sums as may be necessary under current law for salaries of the chief justice and associate justices of the court.

Based on enactment of the FY 2025 Full-Year Continuing Appropriations and Extensions Act (P.L. 119-4), the judiciary’s starting point for developing its FY 2026 budget request reflects bill language and appropriations levels enacted in the FY 2024 Financial Services and General Government appropriations bill (division B, title III, P.L. 118-47).

**SUMMARY OF REQUEST
SUPREME COURT OF THE UNITED STATES
SALARIES AND EXPENSES
FISCAL YEAR 2026 REQUIREMENTS (\$000)**

		Mandatory		Discretionary		Total	
		FTE	Amount	FTE	Amount	FTE	Amount
Total Obligations		9	3,198	578	137,522	587	140,720
Obligations from FY 2025 Supplemental Funds.....		-	-	49	(7,199)	49	(7,199)
Obligations from Technology Fund Carryforward Balances from FY 2024 into FY 2025.....		-	-	-	(1,000)	-	(1,000)
Fiscal Year 2025 Appropriation		9	3,198	627	129,323	636	132,521
Page	<u>Adjustments to Base to Maintain Current Services*</u>						
No.	A. Justices						
1.16	1. Annualization of the 2025 Pay Adjustment (1.7% for three months).....	-	13	-	-	-	13
	2. Benefits Increases						
1.16	a. Health Benefits.....	-	15	-	-	-	15
1.16	b. FICA Adjustment.....	-	5	-	-	-	5
1.16	B. Court Support Personnel						
1.16	3. Annualization of the 2025 Pay Adjustment (2.0% for three months).....	-	-	-	572	-	572
1.16	4. Promotions and Within-grade Increases.....	-	-	-	468	-	468
	5. Benefits Increases						
1.17	a. Health Benefits.....	-	-	-	470	-	470
1.17	b. FICA Adjustment.....	-	-	-	40	-	40
	C. Other Adjustments						
1.17	6. Inflationary Increases for Contracts, Services, Supplies, and Equipment.....	-	-	-	808	-	808
1.17	7. Inflationary Adjustment for Library Books and Research Databases.....	-	-	-	110	-	110
	Subtotal, Adjustments to Base to Maintain Current Services.....	-	33	-	2,470	-	2,503
	<u>Program Increases</u>						
1.17	8. Supreme Court Police Protection for the Justices' Residences and Families.....	-	-	123	26,814	123	26,814
1.18	9. Replace and Expand Building Security Systems.....	-	-	-	2,500	-	2,500
1.18	10. Expand Protective Intelligence for the Justices.....	-	-	10	2,020	10	2,020
	Subtotal, Program Increases.....	-	-	133	31,334	133	31,334
	Total Appropriation Required, Fiscal Year 2026.....	9	3,231	760	163,127	769	166,358
	<u>Financing the Fiscal Year 2026 Request</u>						
	Total Appropriation Request, Fiscal Year 2026.....	9	3,231	760	163,127	769	166,358
	Anticipated Carryforward from FY 2025 Supplemental Funds.....	-	-	-	6,399	-	6,399
	Anticipated Obligations from Carryforward of Technology Fund Balances.....	-	-	-	1,000	-	1,000
	Estimated Obligations, Fiscal Year 2026.....	9	3,231	760	170,525	769	173,756

SUPREME COURT OF THE UNITED STATES
SALARIES AND EXPENSES
OBLIGATIONS BY ACTIVITY (\$000)

Activity	FY 2024 Actual	FY 2025 Enacted	FY 2026 Request
Salaries and Expenses, Total Obligations	130,910	140,720	173,756
Unobligated Balance, Start of Year			
Technology Fund	(5,307)	(5,848)	(4,848)
Supplemental	-	(13,597)	(6,399)
Unobligated Balance, End of Year			
Technology Fund	5,848	4,848	3,848
Salaries and Expenses (expiring)	945	-	-
Supplemental	-	6,399	-
Appropriations	132,396	132,521	166,358
Mandatory Appropriation	3,073	3,198	3,231
Discretionary Appropriation	129,323	129,323	163,127
Supplemental Appropriation	-	13,597	-

Object Classification (\$000)

Description	FY 2024 Actual	FY 2025 Enacted	FY 2026 Request
11 Personnel Compensation	66,137	70,759	81,756
12 Personnel Benefits	25,655	27,684	38,195
13 Benefits of Former Personnel	1	14	14
21 Travel	2,136	2,435	2,499
22 Transportation of Things	78	79	979
23 Rent, Communications, and Utilities	1,644	1,644	7,646
24 Printing and Reproduction	282	283	1,074
25 Other Services	22,700	23,031	22,963
26 Supplies and Materials	2,130	2,190	4,427
31 Equipment	10,146	12,600	14,202
Total Obligations	130,910	140,720	173,756

SUPREME COURT OF THE UNITED STATES
SALARIES AND EXPENSES
RELATION OF OBLIGATIONS TO OUTLAYS (\$000)

	FY 2024 Actual	FY 2025 Enacted	FY 2026 Request	Difference (+ or -)
Obligations Incurred	130,910	140,720	173,756	33,036
Obligated Balance, Start of Year	15,282	19,422	19,759	337
Obligated Balance, End of Year	(19,422)	(19,759)	(21,020)	(1,261)
Outlays	126,770	140,383	172,495	32,112
Discretionary	123,808			
Mandatory	2,962			

Personnel Summary

	FY 2024 Actual	FY 2025 Enacted	FY 2026 Request	Difference (+ or -)
Full-time Equivalents (FTEs)	540	636	769	133

SUPREME COURT OF THE UNITED STATES
SALARIES AND EXPENSES
TECHNOLOGY FUND OBLIGATIONS AND FINANCING (NO-YEAR FUNDING)
(\$000)

Activity	FY 2024 Actual¹	FY 2025 Enacted²	FY 2026 Request³
Unobligated Balance, Beginning of the Year	5,307	5,848	4,848
Deposits	1,500	1,500	1,500
Unobligated Balance, End of the Year	(5,848)	(4,848)	(3,848)
Technology Fund, Total Obligations	959	2,500	2,500

¹Replacement of cybersecurity systems components. Replacement and refreshment of Network infrastructure firewall devices. Purchase of additional next generation VPN laptops to support Court personnel.

²Court-wide technology replacement including thin clients, wireless infrastructure, servers, and high volume printer capacity.

³Court-wide network infrastructure upgrades. Replacement of end of life servers and server storage upgrades.

Table SC.1
Summary of Supreme Court Cases

Term*	Case Filings During Term	Carried Over From Prior Term	Total Cases	Original & Paid	In Forma Pauperis	Total Cases Disposed Of	Total Cases Not Disposed Of
1980	4,174	970	5,144	2,773	2,371	4,255	889
1981	4,422	889	5,311	2,957	2,354	4,433	878
1982	4,201	878	5,079	2,727	2,352	4,201	878
1983	4,222	878	5,100	2,706	2,394	4,141	959
1984	4,047	959	5,006	2,590	2,416	4,261	745
1985	4,413	745	5,158	2,581	2,577	4,275	883
1986	4,240	883	5,123	2,559	2,564	4,348	775
1987	4,493	775	5,268	2,593	2,675	4,387	881
1988	4,776	881	5,657	2,599	3,058	4,829	828
1989	4,918	828	5,746	2,430	3,316	4,932	814
1990	5,502	814	6,316	2,365	3,951	5,412	904
1991	5,866	904	6,770	2,463	4,307	5,828	942
1992	6,303	942	7,245	2,453	4,792	6,356	889
1993	6,897	889	7,786	2,454	5,332	6,682	1,104
1994	6,996	1,104	8,100	2,526	5,574	7,132	968
1995	6,597	968	7,565	2,467	5,098	6,599	966
1996	6,634	966	7,600	2,435	5,165	6,689	911
1997	6,781	911	7,692	2,439	5,253	6,718	974
1998	7,109	974	8,083	2,394	5,689	7,015	1,068
1999	7,377	1,068	8,445	2,421	6,024	7,332	1,113
2000	7,852	1,113	8,965	2,314	6,651	7,713	1,252
2001	7,924	1,252	9,176	2,218	6,958	8,025	1,151
2002	8,255	1,151	9,406	2,197	7,209	8,337	1,069
2003	7,814	1,068	8,882	2,064	6,818	7,790	1,092
2004	7,496	1,092	8,588	2,045	6,543	7,501	1,087
2005	8,521	1,087	9,608	2,033	7,575	8,209	1,399
2006	8,857	1,399	10,256	2,075	8,181	8,895	1,361
2007	8,241	1,361	9,602	1,974	7,628	8,375	1,227
2008	7,738	1,228	8,966	1,945	7,021	7,824	1,142
2009	8,159	1,142	9,301	1,913	7,388	8,096	1,205
2010	7,857	1,205	9,062	1,895	7,167	7,828	1,234
2011	7,713	1,239	8,952	1,870	7,082	7,656	1,296
2012	7,509	1,297	8,806	1,809	6,997	7,602	1,204
2013	7,376	1,204	8,580	1,874	6,706	7,547	1,033
2014	7,033	1,033	8,066	1,851	6,215	7,006	1,060
2015	6,475	1,060	7,535	1,847	5,688	6,506	1,029
2016	6,305	1,029	7,334	1,857	5,477	6,260	1,074
2017	6,315	1,075	7,390	2,070	5,320	6,206	1,184
2018	6,442	1,184	7,626	1,924	5,702	6,528	1,098
2019	5,411	1,123	6,534	1,828	4,706	5,712	822
2020	5,307	822	6,129	2,147	3,982	5,232	897
2021	4,900	897	5,797	2,001	3,796	5,104	693
2022	4,159	723	4,882	1,533	3,349	4,189	693
2023	4,223	694	4,917	1,633	3,284	4,175	742

*October Term 2023 corresponds with FY 2024.

**Table SC.2
Summary of Case Dispositions**

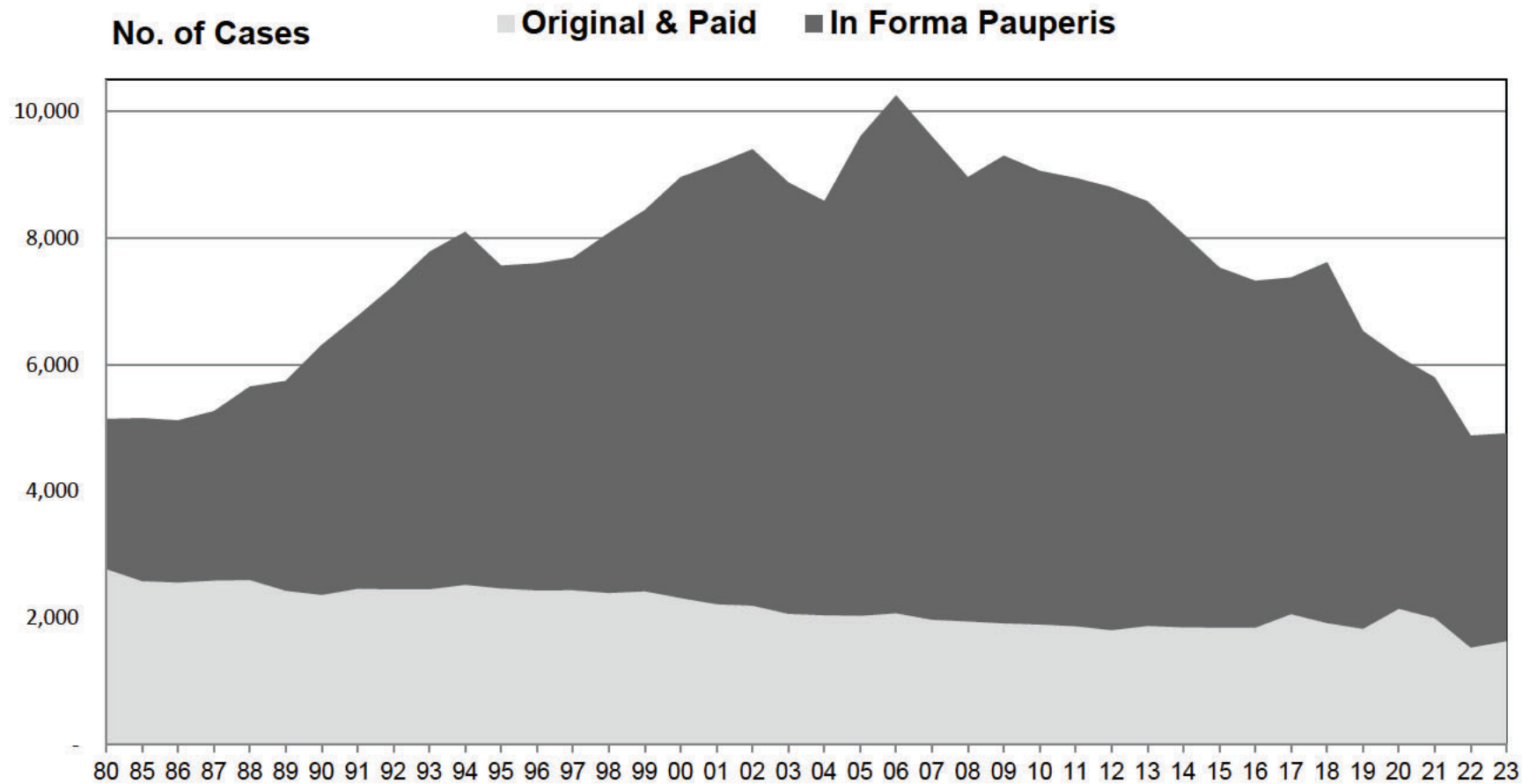
Term	Cases Granted Review		Cases Reviewed and Decided Without Argument During Term	Cases Granted Review During Term
	Argued This Term	Disposed of by Opinion		
1980	154	152	122	183
1981	184	170	126	201
1982	183	174	119	179
1983	184	174	81	149
1984	175	159	73	185
1985	171	171	106	187
1986	175	174	109	167
1987	167	160	87	180
1988	170	168	107	147
1989	146	146	80	123
1990	125	125	115	141
1991	127	123	77	121
1992	116	115	113	97
1993	99	99	70	99
1994	94	94	69	96
1995	90	90	120	106
1996	90	90	83	87
1997	96	94	51	90
1998	90	88	59	81
1999	83	79	54	92
2000	86	83	127	99
2001	88	85	72	88
2002	84	79	66	91
2003	91	89	52	87
2004	87	85	826	80
2005	90	82	105	78
2006	78	74	280	77
2007	75	72	208	95
2008	87	83	95	88
2009	82	77	95	78
2010	86	83	84	90
2011	79	73	137	66
2012	77	76	88	93
2013	79	77	72	76
2014	75	75	112	68
2015	82	76	146	81
2016	71	68	71	75
2017	69	63	103	78
2018	72	69	56	86
2019	73	69	105	60
2020	72	69	91	72
2021	70	63	97	74
2022	68	66	57	61
2023	69	64	57	69

Table SC.3
Applications to Individual Justices,
Including Capital Cases

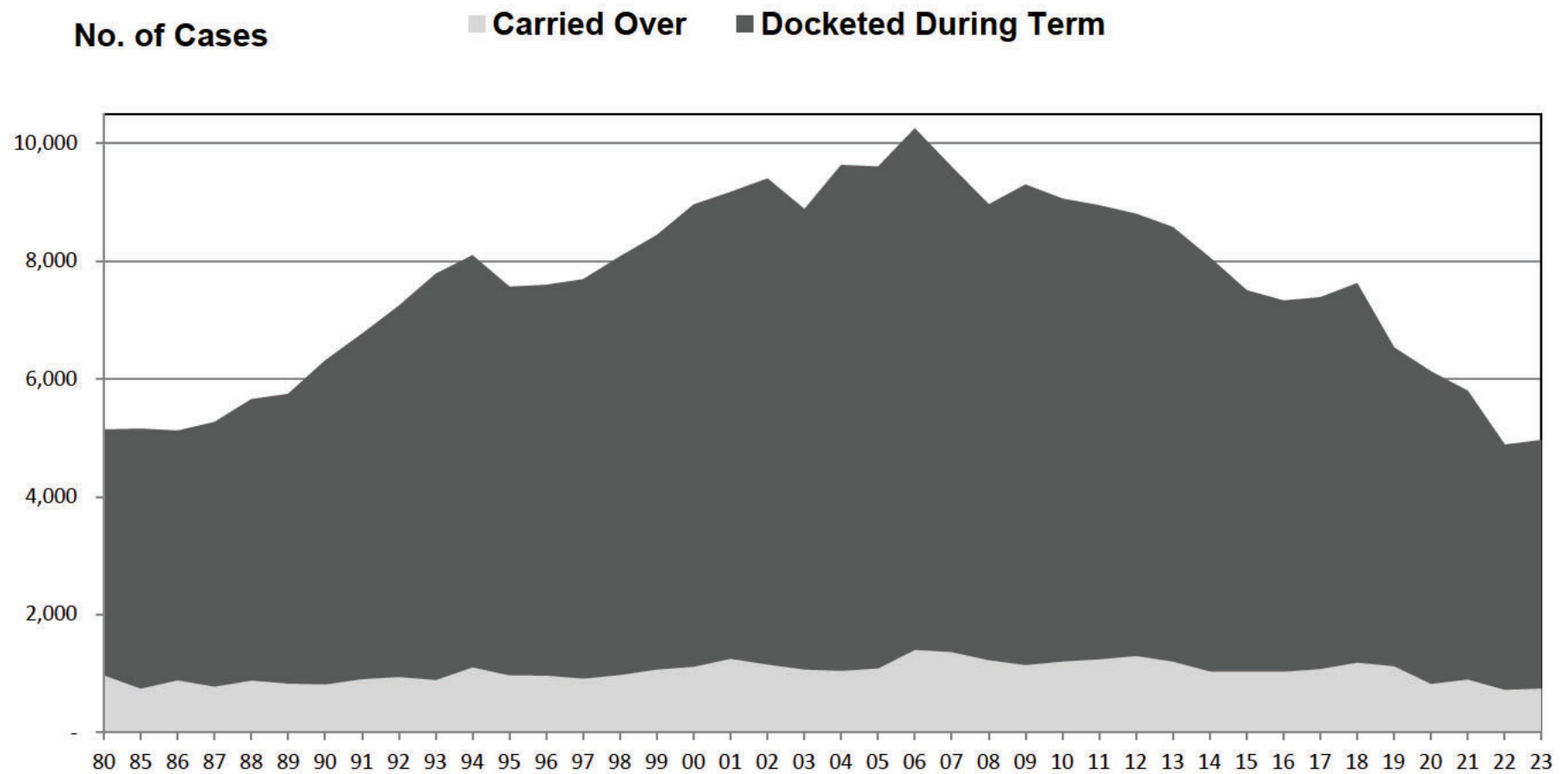
Term	Applications for Relief to Individual Justices	Chambers Opinions	Applications for Stay in Capital Cases*
1980	1,096	11	32
1981	1,145	7	39
1982	1,077	19	45
1983	1,072	14	76
1984	982	11	62
1985	1,050	6	66
1986	951	11	86
1987	1,001	3	60
1988	1,064	5	90
1989	929	-	71
1990	984	3	55
1991	968	1	74
1992	974	2	76
1993	1,113	5	79
1994	992	5	82
1995	1,067	5	87
1996	935	1	110
1997	985	1	115
1998	1,100	-	133
1999	1,085	-	132
2000	1,145	1	87
2001	1,006	2	91
2002	1,096	3	99
2003	1,064	2	86
2004	1,081	3	68
2005	1,236	2	112
2006	1,243	2	71
2007	1,094	3	20
2008	1,167	2	63
2009	1,268	2	60
2010	1,277	2	65
2011	1,256	1	61
2012	1,251	2	44
2013	1,286	1	73
2014	1,313	-	73
2015	1,303	-	47
2016	1,269	-	43
2017	1,425	-	45
2018	1,369	-	39
2019	1,071	-	32
2020	178	-	27
2021	876	-	15
2022	1,131	-	29
2023	1,177	1	29

*Some Applications addressed to a Justice are referred to the whole Court for decision.

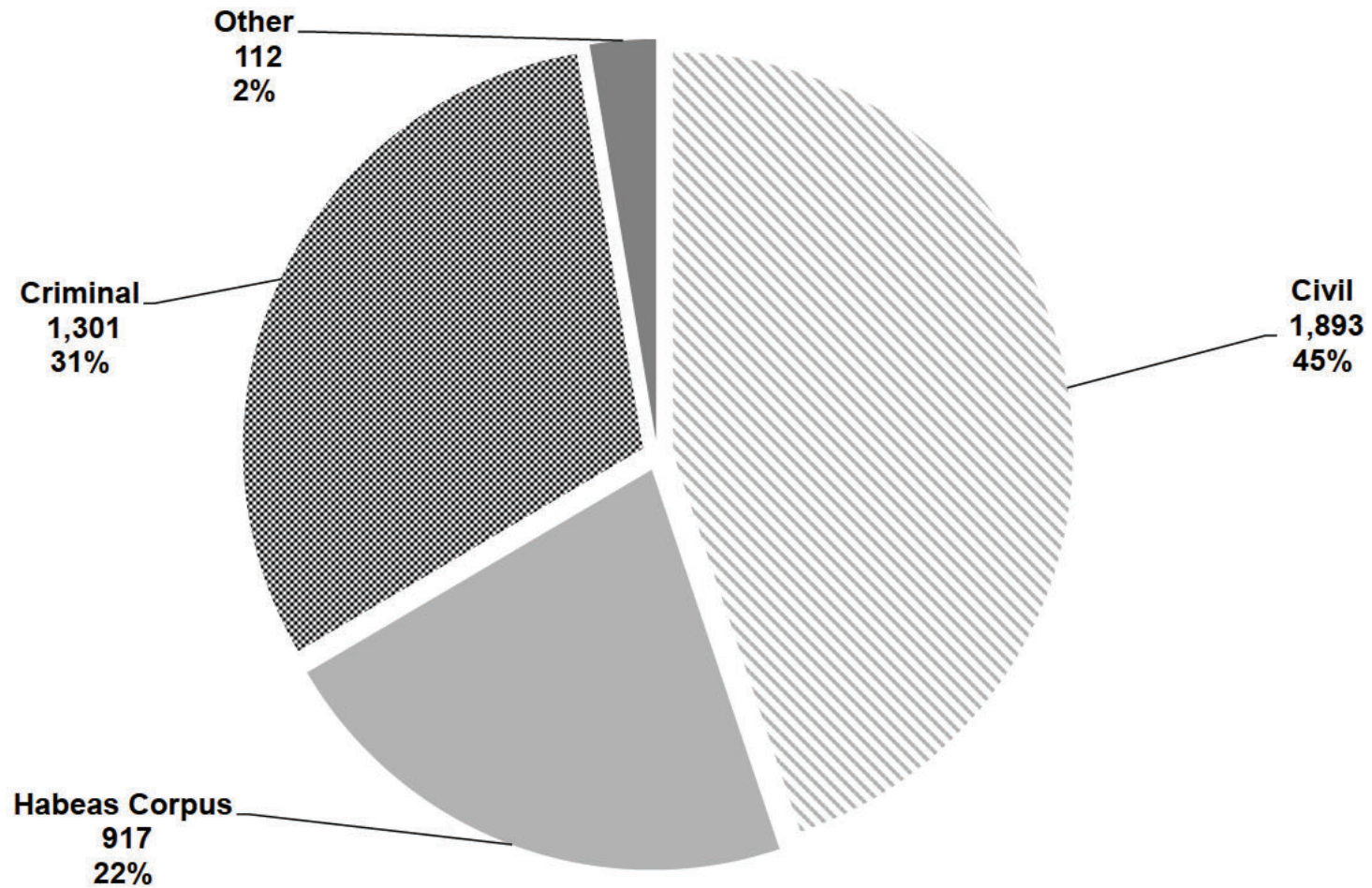
Cases on Docket By Type



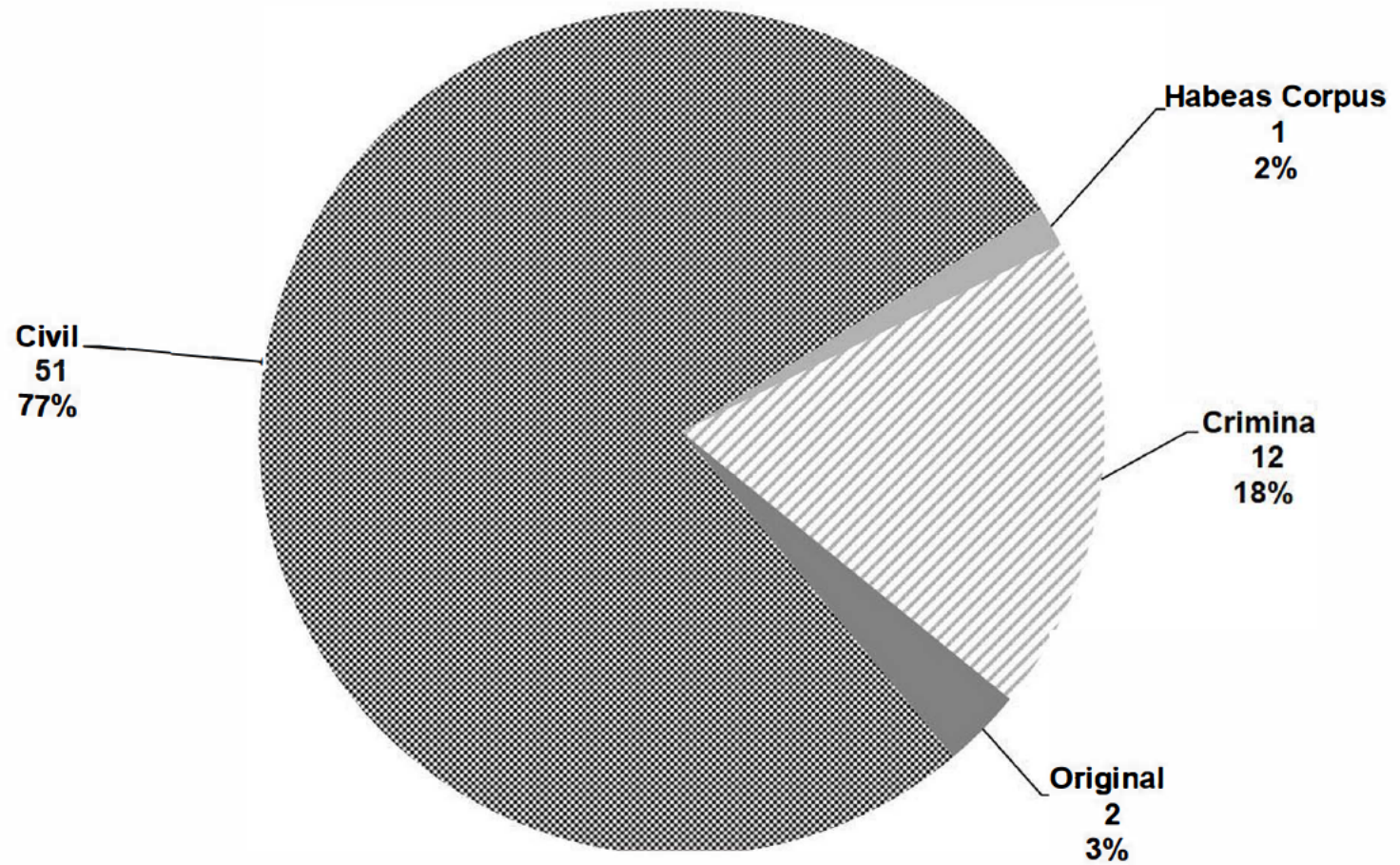
Cases Carried Over & Docketed



Cases Docketed By Type



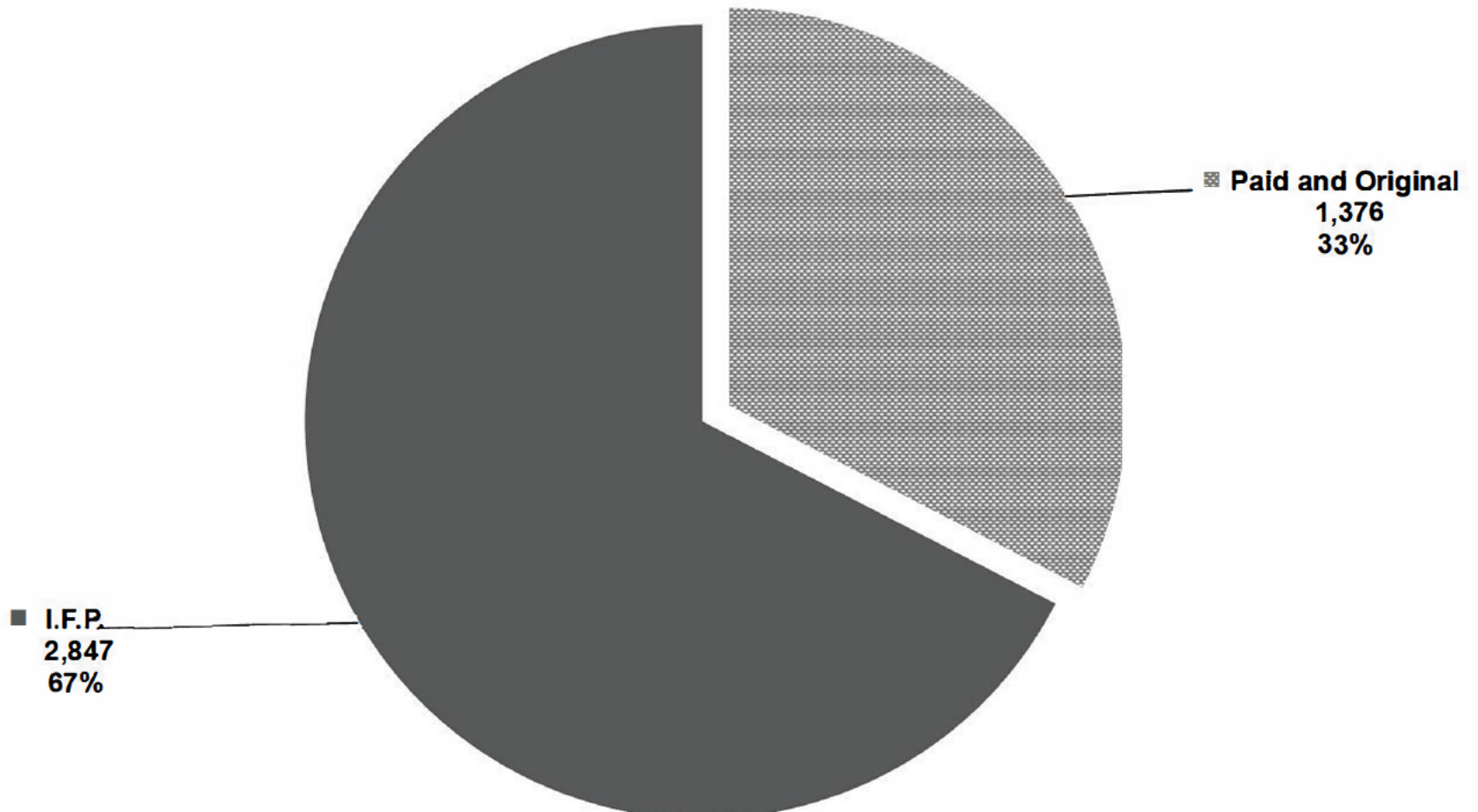
Cases Argued By Type



Supreme Court of the U.S.

Office of the Clerk

Cases Docketed



Term Year 2023

GENERAL STATEMENT AND INFORMATION

The Supreme Court Salaries and Expenses account funds salaries of the Chief Justice, eight Associate Justices, and the employees of the Supreme Court of the United States (Court). The account also funds the Court's necessary expenses, including printing and binding of the Supreme Court reports, purchasing books, and miscellaneous expenses.

The fiscal year (FY) 2026 request for the Court totals \$166,358,000. The request is the sum of \$3,231,000 of mandatory appropriations and \$163,127,000 of discretionary appropriations. The discretionary request includes \$1,500,000 of no-year funding for planning and implementing periodic Court-wide technology and automation upgrades and a one-time request for \$26,814,000 of no-year funding to protect the Justices and their families at their residences.

FISCAL YEAR 2025 APPROPRIATIONS

Based on enactment of the FY 2025 Full-Year Continuing Appropriations and Extensions Act (P.L. 119-4), the judiciary's starting point for developing its FY 2026 budget request reflects bill language and appropriations levels enacted in the FY 2024 Financial Services and General Government appropriations bill (division B, title III, P.L. 118-47). The FY 2025 enacted discretionary funding level is \$129,323,000. In addition, the FY 2025 Further Continuing Appropriations Act (P.L. 118-158) provided \$13.6 million in supplemental appropriations for residential security for justices that was requested in the conference appeal.

ADJUSTMENTS TO BASE TO MAINTAIN CURRENT SERVICES

A. JUSTICES

1. Annualization of 2025 pay adjustment

Mandatory Increase: \$13,000

The requested increase provides for the annualized costs of the 2025 pay adjustment of 1.7 percent for justices, effective as of January 2025. The requested increase provides for the cost associated with three months of the 2025 pay increase (from October to December 2025) in FY 2026.

2. Benefits increases

a. Health benefits

Mandatory Increase: \$15,000

Based on information from the Office of Personnel Management (OPM), agency health benefit premium contributions are projected to increase by an average of 5.0 percent in January 2025 and 10.1 percent in January 2026. The requested increase annualizes the 2025 premium increase and includes a nine-month provision for the increase anticipated for FY 2026.

b. FICA adjustment

Mandatory Increase: \$5,000

Based on information from the Social Security Administration,

employer contributions to the Old Age, Survivor, and Disability Insurance (OASDI) portion of the Federal Insurance Contributions Act (FICA) tax increased in 2025. The salary cap for OASDI increased from \$168,600 to \$176,100 in January 2025. The requested amount is needed to pay the judiciary's contribution in FY 2026.

B. COURT SUPPORT PERSONNEL

3. Annualization of 2025 pay adjustment

Requested Increase: \$572,000

The requested increase provides for the annualized costs of the 2025 pay adjustment of 2.0 percent, effective January 2025. The requested increase provides for the cost associated with three months of the 2025 pay increase (from October to December 2025) in FY 2026.

4. Promotions and within-grade increases

Requested Increase: \$468,000

The requested increase provides for promotions and within-grade increases for personnel. The salary plan for judicial support personnel provides for periodic within-grade increases for staff who receive a performance rating of satisfactory or higher.

5. Benefits increases

a. Health benefits

Requested Increase: \$470,000

Based on information from OPM, health benefit premium contributions are projected to increase by an average of 5.0 percent in January 2025 and 10.1 percent in January 2026. The requested increase annualizes the 2025 premium increase and includes a nine-month provision for the increase anticipated for FY 2026.

b. FICA adjustment

Requested Increase: \$40,000

Based on information from the Social Security Administration, employer contributions to the OASDI portion of the FICA tax will increase in 2025. The salary cap for OASDI increased from \$168,600 to \$176,100 in January 2025. The requested amount is needed to pay the judiciary's contribution in FY 2026.

C. OTHER ADJUSTMENTS

General Inflationary Adjustments

6. Inflationary increases for contracts, services, supplies, and equipment

Requested Increase: \$808,000

Consistent with guidance from the Office of Management and

Budget, the requested increase is required to fund inflationary adjustments of 2.1 percent for operating expenses such as travel, communications, printing, contractual services, supplies and materials, and furniture and equipment.

7. Inflationary adjustment for library books and research databases

Requested Increase: \$110,000

This request represents a 5.0 percent inflationary increase for the cost of library books and a 4.0 percent inflationary increase for the cost of research databases in FY 2026.

PROGRAM INCREASES

8. Supreme Court Police protection for the Justices' residences and families

Requested Increase: \$26,814,000

FTE: 123

Since May 2022, the United States Marshals Service (USMS) has provided 24/7 protection of the Justices' residences. This mission began on an emergency basis and continues now without permanent staffing. Instead, USMS relies on Deputy U.S. Marshals throughout the country serving on Temporary Duty (TDY) assignments to Washington, DC. This comes at great expense to the agency, both in terms of financial cost and impact on its other core missions.

The Supreme Court has primary authority to protect the Justices' residences but lacks the dedicated resources to do so. This funding request would allow the Supreme Court Police to

assume this mission and assign officers to the residences. Through permanent assignment, they would develop more familiarity with procedures for protection of the Justices and their residences, leading to improvements in the security provided. The Supreme Court Police and the USMS agree that this request represents an overall better and permanent solution to protecting the Justices compared with attempting to maintain the current USMS coverage indefinitely. This request represents the estimated full-year annual cost of providing residential security for all residences and assumes initial execution through contract services.

The Court's FY 2025 baseline funding, coupled with the FY 2025 supplemental funding of \$13.6 million, provides sufficient funding to begin this transition in FY 2025 and assumes completion by the end of FY 2026. However, the rate of obligation is dependent upon the speed at which the Court can hire new police and contract security officers. No-year authority is requested so that unobligated FY 2026 funds for this purpose can be used in subsequent fiscal years until fully obligated.

9. Replace and expand building security systems

Requested Increase: \$2,500,000

The building security systems that provide access control and security camera coverage inside and outside of the Court building are reaching the end of their lifecycle. In particular, the network infrastructure supporting several systems is over a decade old and is failing with greater frequency. This funding

would support replacement of these existing systems, and allow the Court to continue expanding interior camera coverage and cabling.

10. Expand protective intelligence

Requested Increase: \$2,020,000

FTE: 10

This request provides funding to add eight intelligence analysts and two threat investigation officers to the Court's Protective Intelligence Unit (PIU). New intelligence analysts will, among other tasks, perform risk assessments that are used in carrying out the Justices' personal and residential protection missions. New threat investigation officers will address case workloads that exceed sustainable levels for the existing staff. This funding would also be used to replace the PIU's decades-old case management and reporting system.